



## FOOD EQUIPMENT & RENTALS

110 ARROW ROAD, TORONTO, ON M9M 2M1, CANADA

*Email for more details: [michelle\\_c@edgefoodequipment.com](mailto:michelle_c@edgefoodequipment.com)*

# DAILY RENTAL PRICES FOR CR&B SHOW 2019



**BOOK RENTAL A MONTH ADVANCE  
& SAVE 10%**









Call us for more info (+1) 416-744-9995 X 2








TYPE	PICTURE	DESCRIPTION	DAILY RENTAL \$
REACH IN COOLER KGM-23		Kool-It Refrigerated Merchandiser, 23 cu. ft., 27-3/5"W x 31-1/10"D x 80-9/10"H, (1) hinged locking glass door, hinged on right, 36° to 46°F temperature range, 2/3 HP, 2.8 amps, 115v/60/1-p h, cord with NEMA 5-15P	\$180.00
REACH IN COOLER C1-24GDVC		EFI One Door Glass Refrigerator Merchandiser. Dimensions 24 x 24 x 75 inches. 115V. Refrigeration unit holds 32°F to 46.4°F (-0°C to 8°C) for optimum food preservation, cord with NEMA 5-15P	\$180.00
REACH IN COOLER KSM-36		Kool-It Refrigerated Merchandiser, 36 cu. ft., 44-1/2"W x 27-3/5"D x 79-1/2"H, (2) sliding locking glass doors, 36° to 46°F temperature range, digital thermostat with LED display, (4) casters (2) locking, 1 HP, 115v/60/1-ph 6.2 amps, cord with NEMA 5-15P	\$220.00
REACH IN COOLER KSM-42		Kool-It Refrigerated Merchandiser, 42 cu. ft., 52-3/10"W x 27-3/5"D x 79-1/2"H, (2) sliding locking glass doors, 36° to 46°F temperature range, (4) casters (2) locking, 1 HP, 115v/60/1-ph, 6.2 amps, cord with NEMA 5-15P, cETLus, ETL-Sanitation	\$250.00
EFI VERSA-CHILL 2-DOOR SS COOLER		EFI C2-54VC 54" Two Door Solid Reach In Refrigerator. <b>DIMENSION:</b> 54 x 32 x 84 in. Oversized factory balanced system designed to hold 33 - 45 degrees Fahrenheit. 115/60/1 phase, 15 amp dedicated plug and cord.	\$250.00
REACH IN FRIDGE KBSR-1		Kool It SINGLE Door FRIDGE, Stainless Steel (Bottom Mount Compressor), One Door, 3 Shelves, 20.5 Cubic Feet, 115v/60Hz, Size (WXDXH): 26.8" x 32.75" x 82.7", 6.0 Amps, Refrigerant: R134a, Working Temp: 33F to 39F	\$180.00
REACH IN FRIDGE KBSR-2		Kool-It Refrigerator, reach-in, two section, 42.8 cu. ft., 53-9/10"W x 32-3/4"D x 82-7/10"H, 4" casters (2 braked), bottom mounted self-contained refrigeration system, 1/3 HP, 7 amps, 115v/60/1-ph, cord with NEMA 5-15P	\$250.00

TRUE REACH-IN UPRIGHT FREEZER, GLASS DOOR		True T-23FG-LD 1 Glass Door Bottom Mount Reach-In Freezer   23 Cu. Ft. Model: T-23FG-LD / Voltage: 115 / Phase: 1 / Amps: 8.5 / HP: 1 / NEMA: 5-15P. Capacity: 23 Cu. Ft. / Dimensions: 78.38"(h) x 27"(w) x 29.75"(d)	\$200.00
REACH IN FREEZER KBSF-1		Kool-It Freezer, reach-in, one section, 18.9 cu. ft. capacity, 26-4/5"W x 32-3/4"D x 82-7/10"H, 1/3 HP, 7.0 amps, 115v/60/1-ph, cord with NEMA 5-15P, cETLus, ETL-Sanitation	\$200.00
REACH IN FREEZER KBSF-2		Kool-It Freezer, reach-in, two section, 42.3 cu. ft. capacity, 53-9/10"W x 32-3/4"D x 82-7/10"H, (2) locking solid stainless steel doors, open door alert, self-contained refrigeration system, 3/4 HP, 11.8 amps, 115v/60/1-ph, cord with NEMA 5-15P, cETLus	\$275.00
PREP /SANDWICH TABLE KST-27		Kool-It Sandwich/Salad Prep Unit, one section, 7 cu.ft. capacity, 27-1/2"W x 30"D x 42-3/5"H, 33-40° temperature range, insulated lid opening for (6) 1/6 & (2) 1/9 size pans (4" deep pans included can accommodate 6" deep pans), 1/5 HP, 3.3 amps, 115v/60/1-ph, cord with NEMA5-15P	\$175.00
PREP /SANDWICH TABLE KST-36		Kool - It 36" Sandwich Prep Table, Capacity Cubic Ft: 6.8, 2 Doors ,2 shelves, 10 Pans (not included in the rental), HP1/5, 3.4 Amps, Size (WxDxH): 36.4" x 30" x 42.5"	\$200.00
PREP /SANDWICH TABLE KST-48		Kool -It 48" Sandwich Prep Table, Capacity Cubic Ft: 12.7, 2 Doors ,2 shelves, 12 Pans (not included in the rental), HP3/8, 6.0 Amps, Size (WxDxH): 48.3" x 30" x 42.5", Voltage: 115/60/1, NEMA 5-15 Plug	\$215.00
PREP /SANDWICH TABLE KST-72		Kool -It 60" Sandwich Prep Table, Capacity Cubic Ft: 16, 2 Doors ,2 shelves, 16 Pans (not included in the rental), HP3/8, 6.0 Amps, Size (WxDxH): 60" x 30" x 42.5", Voltage: 115/60/1, NEMA 5-15 Plug	\$250.00
UNDER COUNTER FREEZER - KUCF-27		Kool It Under counter Freezer 27", Capacity Cubic Ft: 6.8, 1 Door ,2 shelves, HP3/8, 5.2 Amps, Size (WxDxH): 30" x 33.5" x 36", Voltage: 115/60/1, NEMA 5-15 Plug	\$175.00

<p>UNDER COUNTER FREEZER – KUCF-48</p>		<p>Kool It under counter FREEZER 48, Capacity Cubic Ft: 12.7, 2 Door ,4 shelves, HP 1/2, 7.5 Amps, Size (WxDxH): 51" x 33.5" x 36" / Voltage: 115/60/1, NEMA 5-15 Plug</p>	<p>\$215.00</p>
<p>UNDER COUNTER FRIDGE - KUCR-72</p>		<p>Kool-It under counter Refrigerator, three section, 20.2 cu. ft. capacity, 72-2/5"W x 30"D x 35-9/16"H, (6) epoxy coated wire shelves, easy grip door handle, 33°F to 40°F temperature range, 1/3 HP, 115v/60/1-ph, 6 amps, UL, ETL-Sanitation</p>	<p>\$245.00</p>
<p>UNDER COUNTER FRIDGE - KUCR-48-2</p>		<p>Kool-It under counter Refrigerator, two sections, 13.1 cu. ft. capacity, 48-2/5"W x 30"D x 35-9/16"H, 33°F to 40°F temperature range, 1/5 HP, 115v/60/1-ph, 3.5 amps, UL, ETL-Sanitation</p>	<p>\$200.00</p>
<p>UNDER COUNTER FRIDGE - CUDR2-48VC</p>		<p>EFI CUDR2-48VC 48" 2 Door Undercounter Refrigerator. DIMENSION: 48 x 30 x 37 in. Oversized factory balanced system designed to hold 33 - 45 degrees Fahrenheit. ELECTRICAL: 115/60/1 phase, 15 amp dedicated plug and cord.</p>	<p>\$200.00</p>
<p>UNDER-COUNTER FRIDGE KUCR-27</p>		<p>Kool-It Undercounter Refrigerator, one section/one door, 7 cu.ft. capacity, 27-1/2"W x 30"D x 35-9/16"H, 33°F to 40°F temperature range, 1/5 HP, 115v/60/1-ph, 3.3Amps</p>	<p>\$165.00</p>
<p>EFI UNDERCOUNTER FRIDGE – 48" L</p>		<p>Undercounter Fridge, 33-38° F, (4) drawers each accommodate (1) 12x18x6 food pan (NOT included), 5" castors, front breathing, R290, 1/5 HP, 115v/60/1, F.L. Amps 5.0, NEMA 5-15P, cULus, UL EPH Classified, cULus, CE, MADE IN USA</p>	<p>\$210.00</p>
<p>HYDRA KOOL OPEN TOP MEAT DISPLAY CASE - KPM-OF-60-S</p>		<p>Hydra-Kool Deli Case, for packaged products, self-service type, multipliable, 60"W x 43-3/8"D x 33-1/2"H, open front, digital controller, (1) door rear storage compartment under display compartment, 8-5/8"D rear work shelf, 1/2 HP.</p>	<p>\$400.00</p>
<p>HYDRAKOOL MEAT DELI CASE 40" WIDE KFM-CG-40-S</p>		<p>Meats/Deli Case, 40-3/8"W x 43-3/8"D x 47-1/4"H, tilt-forward curved front tempered glass, LED interior lighting, digital controller, 10-1/2"D top sill, 8-5/8"D rear work shelf, 3/8 HP, ETL-Sanitation, cETLus</p>	<p>\$350.00</p>
<p>TOR-REY DISPLAY CASE TEM-150</p>		<p>TOR-REY TEM-150, Refrigerated Merchandiser. 56" Wide Curved Glass Deli Display Case, Double Tempered Glass, Adjustable Shelving, S/S Bottom, (2) Sliding Rear Doors, Stainless Steel Counter. 56" W x 36" D x 49.50"H / 5.7 Amps, 115V / ¼ HP</p>	<p>\$350.00</p>











TRUE DISPLAY CASE TCGR-50"		True 50" Length / Full Service Bakery Case w/ Curved Glass - 2 SHELVES ((not 3, picture is for reference). Refrigerated, self-contained. Overall Dimensions: 50-7/8 in. W x 35-1/2 in. D x 47-7/8 in. H. 115 V/60 Hz/1 ph, 15.2 A, 1/2 HP, 9-ft. cord with a NEMA 5-20 plug	\$300.00
TRUE DISPLAY CASE CASETCGR-59"		True 59" Length / Full Service Bakery Case w/ Curved Glass - 2 SHELVES ((not 3, picture is for reference). Overall Dimensions: 59 7/8 in. W x 35 1/2 in. D x 47 7/8 in. H. 115 V/60 Hz/1 ph, 15.8 A, 1/2 HP, 9-ft. cord with a NEMA 5-20 plug	\$315.00
CAKE DISPLAY CASE COLD or DRY		Dry display case. 3 layers, can display 10 pcs of cakes. 48" wide x 62" high x 35" depth. Sliding doors on the back allow loading and serving from behind, no doors on the front. Non-electric.	\$275.00
FOOD WARMER DISPLAY CASE, TABLE TOP		Hot food display case, counter top, glass & stainless steel body, 35.3" L / 19.7" D / 27.6" H. Flexible Temperature - Each shelf temperature individually controlled with 6 temperature control settings. Food Timers - 12 Timers, programmable from 1 to 4 hours/ 115 V, 9.2 Amps, 1058 Watts	\$190.00
HYDRA-KOOL FRESH MEAT/DELI CASE KFM- CG-60-S		Hydra-Kool Fresh Meats/Deli Case, NO SHELF, multiplexible, 60"W x 43-3/8"D x 47-1/4"H, tilt-forward curved front tempered glass, adjustable feet, self-contained refrigeration, 1/2 HP	\$300.00
HYDRA-KOOL FRESH MEAT/DELI CASE KFM- CG-60-S		Hydra-Kool Fresh Meats/Deli Case, THIS UNIT HAS 2 SHELVES, multiplexible, 60"W x 43-3/8"D x 47-1/4"H, tilt-forward curved front tempered glass, adjustable feet, self-contained refrigeration, 1/2 HP	\$310.00
HUSSMAN GRAB & GO CASE / GSVM-4060		Grab & Go Display Case / Specialty Vertical, Self-Contained Merchandiser/ 40.5" L x 60" H / 115V / 20 AMPS	\$350.00
QBD 48" WIDE, UPRIGHT GRAB & GO COOLER, 4 SHELVES		QBD Modular Systems WC-4860, Grab & Go Display Case/Refrigerated Air-Curtain Unit. It has 4 stainless steel shelves. External Dimensions: 48" W X 81" H X 33" D. Voltage: 120 / Amps: 20 / Watts: 2,400	\$350.00










<p>QBD 36" WIDE, UPRIGHT GRAB &amp; GO COOLER, 1 SHELF</p>		<p>QBD Modular Systems, Upright stainless steel, Self-serve refrigerated display case 120 / 60 Hz / 12 Amps. 36" W and 52" H.</p>	<p>\$300.00</p>
<p>OMCAN FLOOR DISPLAY CASE RS-CN-0530 (FLAT / UPRIGHT)</p>		<p>4 Shelves, Floor Display Case Model: RS-CN-0530 / 530 L / 18.7 cu. ft. Electricity: 120v/60Hz/1ph / 11.8 Amps / 1340 Watts Temperature: 2 - 10°C / 35.6 - 50°F Net Dimension: 36" x 30.13" x 81.5" / Gross Dimension: 40" x 33.6" x 84"</p>	<p>\$330.00</p>
<p>OMCAN REFRIGERATED DISPLAY CASE RS-CN-0380 (MED-HIEGHT)</p>		<p>Open Refrigerated Floor Display Case (380L). Electrical: A 110 V / 60 Hz / 9.7 Amps / Dimension (WDH): 39.37" x 34.50" x 60.12"</p>	<p>\$300.00</p>
<p>OMCAN REFRIGERATED DISPLAY CASE RS-CN-0491 (SHORTER)</p>		<p>(SHORT) Open Refrigerated Floor Display Case with 12.71 cu.ft./ Size: 47.25" Wide x 29.25" Depth x 51.75" Height / 10.4 Amps / 110V/ 60Hz / 1PH</p>	<p>\$330.00</p>
<p>HYDRAKOOL REFRIGERATED DISPLAY CASE KBD-CG-80-S / 80" WIDE</p>		<p>Display Case, service, multiplexible, 77-1/2"W x 33-1/2"D x 53-3/4"H, tilt-forward curved front tempered glass, tempered glass sides, rear tempered removable sliding glass doors, (3) adjustable &amp; removable tempered glass shelves, LED interior lighting, 15.6 AMPS/ 15v/60/1-ph, 13.89 amps, NEMA 5-15P, standard</p>	<p>\$500.00</p>
<p>BEVERAGE AIR TOP COMMERCIAL BEER COOLER, BUILT IN</p>		<p>Black Vinyl, Model: BEVAIRCLUB / Height - 39" x Width - 24" x Depth - 29.5" / Electricity: 115 V / 60 Hz / Keg Storage Capacities: One (1) Full Size / 1/2-Barrel (15.5 Gal.) / One (1) Pony Size / 1/4-Barrel Short (7.75 Gal.) / Two (2) 1/4-Barrel Slim (7.75 Gal.) or Three (3) 1/6-Barrel (5.23 Gal.) / Four (4) Home Brew (5.0 Gal.)</p>	<p>\$195.00</p>
<p>TAYLORMATE SOFT SERVE ICE CREAM MACHINE</p>		<p>Model 142, single freezing cylinder. <b>Freezing Cylinder:</b> One, 1.5 quart (1.4 liter). <b>Mix Hopper:</b> One, 8 quart (7.6 liter). Refrigerated to maintain mix below 41°F (5°C) in Auto and Standby modes. <b>Indicator Lights:</b> The Mix Low light alerts the operator to add mix. Size: 15-7/8" (w) / 24-1/4" (d) / 29-3/8" (h). 208-230/60/1 Air</p>	<p>\$190.00</p> 

<p>SPACEMAN SOFT SERVE ICE CREAM MACHINE</p>		<p>Spaceman Soft Serve Countertop, 1 Flavor, Gravity Fed / Model #6220, <b>Freezing Cylinder</b> - One, 1.7 Liter (1.8 quarts). <b>Mix Hopper</b> - One, 8 Liters (8.45 quarts). 110-115/60/1 ph/ 20 Amps. Depth 21.5" / Height 27.5 / Width: 16.6". Output 90 Cups/Hour (80 gram/cup at 4C° Liquid &amp; 24C° Ambient).</p>	<p>\$250.00</p>
<p>VITAMIN BARBOSS PROFESSIONAL BARTENDER BLENDER</p>		<p>Vitamix 5028 (Vm0100A) Barboss Professional Bartenders Blender 64 OZ. The Vitamix BarBoss Blender is the smart machine that ensures efficient, quality blending to deliver smooth frozen drinks and purèed cocktail bases. Height: 20.3" / Height: 8" / Depth: 9"</p>	<p>\$150.00</p>
<p>CAB FABY SLUSHIE MACHINE / BEVERAGE DISPENSER – 2 TANKS / 10 LT EACH</p>		<p>FABY 2 series have been designed to work as slush machines, sherbet machines and frozen yogurt machines. They can be used with alcoholic based mixes and dairy products. Power absorbed: 850 Watts. Tank capacity: 2x10 Liters. Size (L x W x H): 15.74" x 18.89" x 33.07". 115V / 60 Hz / 77. Amps</p>	<p>\$210.00</p>
<p>CAB FABY SLUSHIE MACHINE / BEVERAGE DISPENSER – 3 TANKS / 10 LT EACH</p>		<p>FABY 3 series have been designed to work as slush machines, sherbet machines and frozen yogurt machines. They can be used with alcoholic based mixes and dairy products. Tank capacity: 3x10 Liters. Size (L x W x H): 23.75" x 18.89" x 33.07". Electricity: 115V/60Hz/ 10 Amps</p>	<p>\$250.00</p>
<p>CELCOLD ANGLE TOP ICE CREAM FREEZER CAT40</p>		<p>CELCOLD Angel Top Ice Cream Freezer. The Ultimate Ice-Cream &amp; Frozen Food Merchandiser with Curved Glass Lids. 115 Volts / 60 Hz / 1/2 HP / 1.77 Amps. Dimension: 39.25" L X 38.25" H X 25" D. 9.5 Cu. Ft.</p>	<p>\$160.00</p>
<p>KELVINATOR COMMERCIAL CHEST FREEZER 56" LENGTH</p>		<p>16 cubic feet capacity CHEST FREEZER with a heavy-duty cooling system, defrost drain and heavy-duty locking casters. Painted steel finish. -15-10F temperature range, 56" L / 32.2" D / 36" H. Voltage rating: 115V / 5A. Plug type: NEMA 5-15P</p>	<p>\$160.00</p>
<p>OMCAN FULL SIZE FOOD WARMER 120V</p>		<p>15 AMPS /120v / 60hz / 1p (item number 31834) is a non-insulated proofer cabinet that can hold up to 35 pans (18" x 26" pans). emperature from heat mode up to 180°F (82°C)</p>	<p>\$200.00</p>

<p>CAMBRO BROWN HOTBOX – FOR X24 OF ½ SIZE HOTEL PAN 2.5” DEEP</p>		<p>Cambro Cabinet Food Keeper - Brown - Non Electric. WXDXH - 27"x31"x51". It can hold 24 pcs, ½ SIZE HOTEL PAN 2.5” DEEP.</p>	<p>\$150.00</p>
<p>CARLISLE BLACK HOTBOX – 10-12 pcs of ½ SIZE, PAN 2.5” DEEP CAPACITY</p>		<p>Carlisle PC600N03 Cateraide Insulated, Capacity, Black, Non Electric. WXDXH - 18"x26"x54". It can hold 10-12 pcs, ½ SIZE HOTEL PAN 2.5” DEEP capacity.</p>	<p>\$105.00</p>
<p>CARLISE BROWN HALF SIZE HOT BOX, NON ELECTRIC</p>		<p>Carlisle PC300N01 Cabinet Food Keeper - Brown - Non Electric. It can hold 5 pcs, ½ SIZE HOTEL PAN 2.5” DEEP.</p>	<p>\$75.00</p>
<p>CASLISLE BROWN 10 GAL. HOT &amp; COLD INSULATED DISPENSER</p>		<p>Cambro Cabinet Model 1000LCD131- Brown - Non Electric. Camtrainer 11.75 Gallon Dark Brown Insulated Beverage Dispenser with faucet. Minimum temperature: -40C / Maximum temperature 82C.</p>	<p>\$40.00</p>
<p>CARLISLE 5 GAL. HOT &amp; COLD INSULATED DISPENSER (HOT &amp; COLD)</p>		<p>Caslisle XT500008 - Cateraide™ Insulated Beverage Server 5 Gallon - Forest Green. Extended Hold-Times – keeps beverages hot or cold for up to 4-6 hours. Minimum temperature: -40C / Maximum temperature 82C.</p>	<p>\$15.00</p>
<p>VOLLRATH BELLECO PIZZA CONVEYOR TOASTER</p>		<p>Vollrath Belleco MGD-18 Electric Conveyor Pizza Oven. Pizza Capacity-Fresh Dough: 10 to 12 16" Pizzas/hour, 14 to 16, 12" Pizzas/hour, 90 to 110, 5" Pizzas/hour, fitting on a 30" counter. Electrical: 208 V/ HZ 60/1, 30.3 Amps/22.3 Average.</p>	<p>\$300.00</p>
<p>LANG CONVECTION OVEN, HALF SIZE</p>		<p>Model # ECOH-PT 208PC Lang Half Size Electric Convection Oven, 208v/60 hz/3-ph, 22.1 Amps. Overall Dimensions: 30.2-in. W x 25.3-in. D x 25.3-in. H.</p>	<p>\$250.00</p>
<p>TURBO FAN CONVECTION OVEN - ELECTRIC</p>		<p>Model # E22M3 Electric, countertop, compact 24" width, (3) 1/2 size sheet pan capacity, 2-5/8" tray spacing, manual controls, mechanical thermostat range 150 - 500° F, 60 minute timer. Dimensions: 610W 608D 552H mm. 120V / 2100 Watts.</p>	<p>\$110.00</p>
<p>APW WYOTT TOASTER MODEL: AT EXPRESS</p>		<p>APW Wyott Radiant 120V Conveyor Toaster standard with front loading, variable speed control, super feeder and 1-1/2" high product opening. It has a 10" conveyor belt and produces over 300 slices per hour. Size: 19.4" x 21.9" x 18" / Stainless Steel.</p>	<p>\$110.00</p>



<p>PRESTO 20 QUARTS COMMERCIAL DOUGH MIXER</p>		<p>3-speed, manual 60-minute timer, stainless steel wire bowl guard, includes: mixing bowl with clamps, wire whisk, dough hook, and flat beater, rubber feet, 2.4 HP, 120v/60/1-ph, 1800 watts, 15.0 amps, NEMA 5-15P, 5' cord</p>	<p>\$185.00</p>
<p>EURODIB ELECTRIC GRILLS - SET OF 2 W/ STAND</p>		<p>Eurodib - 24" Electric Griddle - SFE04900 / Cooking surface: 24" x 16" . Cooking surface 1/2" thick / Temperature 140° - 560° F / previously known as the SP04900 / Voltage: 208-240 / NEMA: 6-15 / Width: 24.5" / Length: 22.1 / Height: 11"</p>	<p>\$295.00</p>
<p>HOTDOG ROLLER GRILLS - SET OF 2 W/ STAND</p>		<p>HR(S)-50 (11 rollers &amp; 30 1/2" cooking surface across) and HR(S)-85 (18 rollers &amp; 34" cooking surface across), flat equipment can grill 850 Hot Dogs per hour, 120V, 1320W, 11 Amps, 60Hz / 208/240V, 1260/1665W, 6.2/7 Amps.</p>	<p>\$295.00</p>
<p>ALTO SHAAM HOT CARVING STATION</p>		<p>MODEL# CS-200. Heated Shelf and dual 250 watt infrared heat lamps. Size: 33" x 25-3/4" x 29-11/16". Indicator light, Infrared lamps 250W max. Cutting board, recessed surface, 18 gauge S/S construction. 120V / 60 Hz/1 Ph/6.3 Amps / NEMA-15P</p>	<p>\$125.00</p>
<p>SINGLE WELL FOOD WARMER, TABLE TOP</p>		<p>Single Well Food Warmer, full size Stainless Steel countertop Food Warmer 14-1/2"W. Stainless steel countertop food warmer. Full size pan capacity. 120V / 1200 watts. Size: 14-1/2"W x 22-1/2"D x 9-1/4"H.</p>	<p>\$80.00</p>
<p>3-WELL FOOD WARMER, FULL SIZE</p>		<p>3-Well Food Warmer, 115V. Stainless Steel. Dimension: 44.5" Wide x 25.25" Depth x 51.10" High. 3pcs Full size Hotel pan Size: 12" x 20".</p>	<p>\$150.00</p>
<p>APW WYOTT FOOD WARMER</p>		<p>APW Wyott RW-1V #54810 7 Qt. Classic Round Food Warmer/ 120 Volts / 500 Watts 1-Year Parts and Labor Warranty Diameter: 10-1/2" Height: 8-1/4" Model #: RW-1V.</p>	<p>\$80.00</p>
<p>HEAVY DUTY COMMERCIAL RICE COOKER</p>		<p>RICE MASTER Model# 57155, can cook 55 cups/100 bowls of rice for 32 minutes, 230V (please check the picture of the plug and ensure that your electrician can provide).</p>	<p>\$125.00</p> 
<p>SNEEZE GUARD 5 FT or 6 FT</p>		<p>Stainless Steel personalized sneeze guard. It is ready to install on top of your serving table. (One comes with heat lamp, one does not have heat lamp)/</p>	<p>\$40.00</p>

<p>EFI STAINLESS STEEL WORK TABLE 48" W (T3048)</p>		<p>EFI 30" x 48" 18 Gauge Stainless Steel Work Table. Heavy duty, 18 gauge, Type 430 Stainless Steel top provides long life. Galvanized legs and under shelf for durability and economy.</p>	<p>\$60.00</p>
<p>EFI STAINLESS STEEL WORK TABLE 72" W (T3072)</p>		<p>EFI T3072 30" x 72" 18 Gauge Stainless Steel Work Table. Heavy duty, 18 gauge, Type 430 Stainless Steel top provides long life. Entire top surface is machine polished to a satin finish.</p>	<p>\$80.00</p>
<p>GENERATORS 7,200 WATTS</p>		<p>Champion Portable Generator - 7, 200 Watts /20 Lt Gas. Fold-away handle. 3-function display Intelligauge shows voltage, frequency and operating hours. Dimensions: 25.39" H x 27.68" W x 28.82" D. Capacity: 9000 peak / 7200 running watts.</p>	<p>\$150.00</p>
<p>NAPOLEON BELLAGIO TORCH / PATIO HEATER</p>		<p>Up to a 4-foot natural flame and 31000 btu's with a 360-Degree view. Modern styling featuring a protective safeguard screen. Push button ignition for ease of lighting. Easy access door on enclosure for tank storage. Propane tank is extra.</p>	<p>\$150.00</p>
<p>HAND WASH STATION COLD UNIT ONLY or HOT &amp; COLD UNIT (DARK GREY)</p>		<p>Dimensions: 30" L x 27 3/8" D x 62" H. Deck Height: 38 1/8". Fresh Water Capacity: 5 gallons / Waste Water Capacity: 7.5 gallon</p>	<p>\$140.00 (COLD)-185.00 (HOT&amp;COLD)</p>
<p>HAND WASH STATION HOT &amp; COLD, STAINLESS STEEL</p>		<p>Includes backsplash with soap &amp; towel dispensers. 12 foot cord with standard wall plug. City water and drain hookups. 120 Volts / Cord length 12 Ft. Bowl Size - 14"L x 12"W x 6"H</p>	<p>\$140.00 (COLD)-185.00 (HOT&amp;COLD)</p>
<p>HAND WASH STATION COLD UNIT ONLY (LIGHT GREY)</p>		<p>DIMENSIONS: 18" L x 22" D x 62" H. Fresh Water Capacity: 15 gallons. Gray Water Capacity: 19 gallons. Actual Weight: 50 lbs dry, 189 lbs wet. (smaller version)</p>	<p>\$120.00</p>
<p>BEVERAGE AIR PORTABLE /COLLAPSIBLE WALK-IN COOLER</p>		<p>Beverage-Air Model # VCPW-1. Portable Walk-In Cooler. R-39 insulated cover/Diamond tread non-slip floor/ Supports 1000 pounds/ Maintains temperature at 36°-40°F /R134a refrigerant/ 8' long power cord/ 1/2 hp motor, 115/60/1, 12.0 amps/ MADE IN USA.</p>	<p>\$300.00</p>
<p>TRAILERS WALK IN COOLERS 6X10FT</p>		<p>Trailer Walk -in Combo Freezer/Fridge 8X14 Ft. - 115 Watts/20Amps. 2 plugs. There are 3 sizes: 6X10 Ft</p>	<p>\$400.00</p>

TRAILERS WALK IN  
COOLERS 6X12FT



Trailer Walk -in Combo Freezer/Fridge 8X14 Ft. - 115  
Watts/20Amps. 2 plugs. There are 3 sizes: 6 X 12 Ft

\$450.00

TRAILERS WALK IN  
COOLERS 8X14FT



Trailer Walk -in Combo Freezer/Fridge 8X14 Ft. - 115  
Watts/20Amps. 2 plugs. There are 3 sizes: 8 X 14 Ft

\$450.00